





February 2021

Sunday	Monday	Tuesday	Wednesday	Thursday	Friday	Saturday
	1	2	3	4	5	6
	Florida	Florida	Florida	Florida	Florida	Florida 
7	8	9	10	11	12	13
Florida	Florida	Florida	Florida	Florida	Florida	Florida 
14	15	16	17	18	19	20
Florida 	Florida	Florida	Florida	Florida	Florida 	Michigan 
21	22	23	24	25	26	27
Michigan	Michigan	Michigan 	Michigan	Florida	Florida	Florida 
28						
Florida 						

Year	Revenue	Expenses	Profit	Assets	Liabilities	Equity
2020	1000	600	400	400	400	400
2021	1200	800	400	400	800	400
2022	1500	1000	500	900	900	900
2023	1800	1200	600	1500	1500	1500
2024	2000	1400	600	2100	2100	2100
2025	2200	1600	600	2700	2700	2700